



GEM ELEVATOR

DESIGNED FOR  
A PRIVILEGED  
LIFESTYLE

HOME LIFTS



# We collaborate with Italian brands to serve you THE BEST!

At GEM Elevator we strive to bring world class product to the doorstep of our esteem clientele. Therefore we have collaborated with renowned brands from Italy. We import major driving components from our Italian partners. These technically advanced, internationally certified and worldwide used components ensure utmost safety and ultimate performance to the end user. Our technology partners follow very lean production process to ensure continuous improvement in their products. They achieve ultimate excellence through regular training, waste reduction, optimization of process and attention to details. We believe our Premium Home Elevators are standout product in the market, as a result of stringent safety and quality processes followed by our suppliers.



VEGA S.R.L., Italy - Established in the year 2004, is a leading manufacturer of control panels for elevators. Having its presence across the world, VEGA supplies most advanced control panels with many inbuilt features. Their technical knowledge and passion for design attracted GEM Elevator to be associated with VEGA. Their products are manufactured using various material and refined finishes which gives sophisticated visual experience. This is a result of great inspirational spirit of VEGA designers. VEGA is TUV ISO 9001:2008 quality certified company, which covers entire production process and product quality to meet with European Standards. We offer these Italian designs and precisely manufactured components in our premium home elevators.

Know more at : [www.vegalift.it](http://www.vegalift.it)



OMAR Lift S.R.L., Italy - Carrying strong legacy of Wittur Lifts Group, OMAR Lift S.R.L entered into elevator component manufacturing business in 2013. Today company exports its products to more than 50 countries worldwide. Company believes in their daily work and ability to innovate. OMAR Lift has succeeded in carving its market share due to its desire to create excellent quality products and deliver timely technical support. OMAR Lift is specialized in manufacturing Hydraulic power packs, cylinder and other elevator components. These components are attested for quality, performance and safety by international certification agencies. GEM Elevator supplies premium home elevators equipped with world class Hydraulic system fully imported from OMAR Lift, Italy. It offers smooth and noiseless ride experience for your Bungalow, Villa, Duplex apartments, small offices and showrooms.

Know more at : [www.omarlift.eu](http://www.omarlift.eu)



GEM ELEVATOR  
designed for a premium lifestyle





# Know GEM Elevator

GEM Elevator has range of premium home elevators which will add comfort and style to your vertical mobility. We have association with renowned international brands across the world for supply and technical assistance. Our in-house engineering and design team is passionate in providing most reliable and practical solutions to fulfill your demand.

Our in-house manufacturing facility is equipped with latest machineries and skilled labors. We keep sufficient stock of standard product and spares for quick supply. Our own efficient technical team gives us edge over our competitors.

*We export our product to more than 15 countries across the world.*

In a very short span of time our product has been accepted by real estate giants, elite class clients, top architects and many more. At GEM Elevator we constantly work to improve our product quality by adding breakthrough designs, latest technology, variety in finishing material and as a result of this our elevator goes beyond your expectation. We believe in our ability to provide world class product in committed time frame at a reasonable price.



# Premium Designs With Minimum Investment



## GEM ELEVATOR PEARL SERIES



Pearl is the only gemstone formed within living creature. Pearls are available in many sizes and colours, therefore considered as both classic and contemporary. Pearls can be worn every day and they can complement the most formal attires. All these qualities of pearl are congregated in our Home Elevator Pearl Series collection.

Pearl Series is the most cost effective solution designed to be installed within masonry shaft structure. This can be installed in private residences up to 5 stops. Due to special design this requires very minimum space, pit and headroom. Pearl series offers best quality, utmost safety, space saving, design flexibility. Overall Pearl Series is a product that can solve vertical mobility needs ensuring very low price.

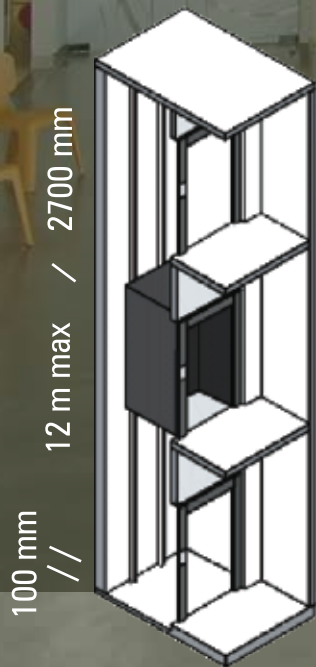


# PEARL SERIES FEATURES

- Designed as per European Safety Norms (EN 81:41)
- Equipped with Ventilation, ARD, Intercom, Emergency Alarm, stop switch and light
- Full height IR curtain at the entrance for passenger safety
- Smooth and noiseless operation
- Manual Swing Door and Automatic Door models available in Aluminum, Stainless Steel and Powder Coated MS finish

## Advantages ►

- Ideal for low pit and headroom shaft area
- Quick and easy installation process
- Needs only one side wall support for fixing mechanism
- Value for money product
- No Power required for descending movement



## Technical Details : ►

- Minimum Pit Required : 100 mm
- Minimum Headroom Required : 2700 mm (Swing Door)  
/ 2900 mm (Automatic Door)
- Travel : Up to 12 meters
- Number of Stops : 5
- Speed : 0.3 m/s
- Carrying Capacity : 272 Kgs
- Power Supply : Single Phase / Three Phase

# Maximum Comfort With Elegance And Style



## GEM ELEVATOR DIAMOND SERIES

Diamonds have been adorned by women and men and regarded as the ultimate gift and symbol of eternal love for dear ones. Diamond is very elegant gemstone and the hardest of all. Across the world diamond has been admired as object of desire. Gem Elevator is glad to present Hydraulic Home Elevator Diamond series collection. These modish elevators are designed for elite class users to offer perfect combination of class and convenience.

We use specially designed Anodised Aluminium shaft structure to replace conventional masonry shaft. Aluminium structure is suitable for internal as well as external installation. Pre-fabricated aluminium structure saves a lot of time spent for onsite fabrication. It is elegant and truly convenient for fitting in existing or new homes. Our Diamond series offers wide range of premium anodising options, cabin interior customisation, quick and easy installation, smooth and noiseless operations.



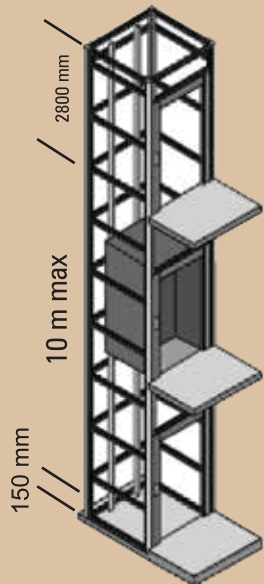
# DIAMOND SERIES FEATURES



- Export Quality CE certified product
- Specially engineered Anodised Aluminium Shaft Structure which replaces civil shaft
- Aluminium shaft available in various anodising and wooden finish to match with your interior décor
- Specially designed curve corners to add elegance to your elevator with zero maintenance cost
- Available with various high end interior finishes

## Advantages ►

- Ideal solution for new or existing / heritage homes for internal as well as external installation
- Pre fabricated shaft structure saves time and efforts required for on site fabrication
- Aluminium shaft structure comes with arrangement to fix toughened glass
- Utmost Safety and Comfort suitable for your lifestyle
- No oil replacement required for minimum 5 years



## Technical Details ►

- Minimum Pit Required : 150 mm
- Minimum Headroom Required : 2800 mm (Swing Door) / 3000 mm (Automatic Door)
- Travel : up to 10 meters
- Number of Stops : 4
- Speed : 0.3 m/s
- Carrying Capacity : 272 KG
- Power Supply : Single Phase / Three Phase



# Make Your Elevator Extension Of Your Lifestyle

## GEM ELEVATOR EMERALD SERIES

Emerald symbolizes universal love, it represents all the wonderful things in the world and how they are interconnected with love. Emerald promotes physical, emotional, mental and spiritual balance. Emeralds are rare and believed to be extremely hard and durable.

Inspired by Emerald qualities Gem Elevator has designed home elevator series with electrical gearless technology. These technically advanced elevators are specially designed with reduced pit and headroom to fit into your homes, where conventional elevators can't be installed. This series guarantees ultimate ride comfort to compliment your lifestyle. Emerald series is available to be installed with concrete shaft structures. We have options to customize door finishes, cabin interior to make your elevator an extension of your interior décor.

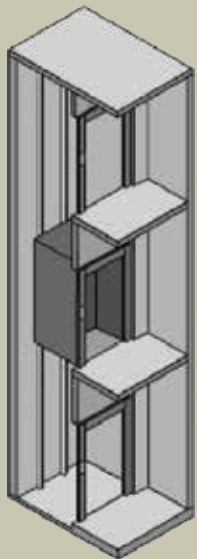


# EMERALD SERIES FEATURES

- Designed as per EU 2006/42/EC Machine Directive
- Ideal solution for public places, exclusive showrooms, small offices to cater heavy footfall
- Electric Gearless with counterweight elevator designed with reduced pit and reduced headroom
- Jerk and vibration free ride quality
- Tailor made cabin sizes and customized interior finishes

## Advantages ►

- Ideal solution for low pit and headroom areas with no space required for machine room
- Civil shaft required with any one side RCC wall
- Unlimited number of starts and stops
- Ease of Installation and maintenance
- No oil required



## Technical Details ►

- Minimum Pit Required : 200 mm
- Minimum Headroom Required : 3000 mm
- Travel : up to 15 meters
- Number of Stops : 6
- Speed : 0.5 m/s
- Carrying Capacity : 408 KG
- Power Supply : Single Phase / Three Phase





True Luxury Crafted To Express Your Eminence

## GEM ELEVATOR SAPPHIRE SERIES

Sapphire is a gemstone of wisdom and royalness. It reflects wisdom, good fortune and sincerity. It is considered as gem of the gems. It stands very high in terms of durability.

Gem Elevator understands comfort of its elite class clients. We have designed our Sapphire series for royal class clients, who want elegance of pre-fabricated high class aluminium shaft structure with durability and advanced electric gearless technology. Sapphire series is a quintessential luxury, offering ultimate ride quality and decorous finishes. Suitable to be installed in low pit and headroom areas this ensures to meet every user's needs.



GEM ELEVATOR  
designed for a privileged lifestyle




# SAPPHIRE SERIES FEATURES



- Ultra Premium product to enhance beauty of your mansion or historical buildings
- Versatile and customized designs suitable for the most challenging site conditions
- Supplied with exceptionally light weight yet robust anodised aluminium shaft structure
- Aluminium Shaft structure which neither contorts nor requires painting etc.
- Available with automatic doors in various finishes for easy accessibility

## Advantages ►

- Designed for modern homes with most advanced technology without compromising on aesthetics
- Maintenance free anodised aluminium shaft structure suitable for external installations
- Time saving installation process with plug and play system
- Equipped with parachute safety breaks for utmost safety
- Unique fault detection system for quick diagnosis during breakdown


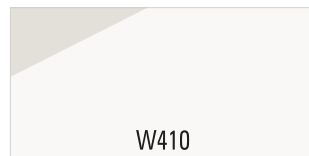


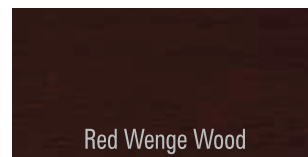
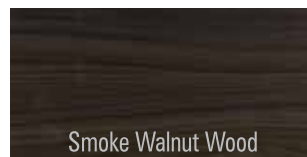

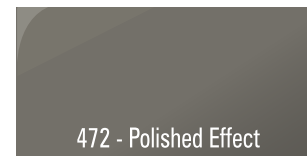
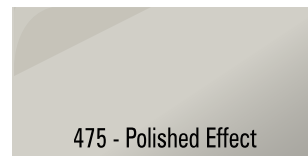
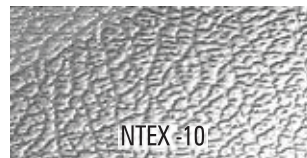
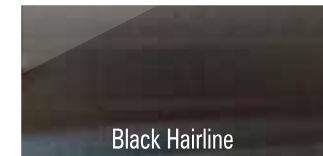




## Technical Details ►

- Minimum Pit Required : 200 mm
- Minimum Headroom Required : 3000 mm
- Travel : up to 10 meters
- Number of Stops : 4
- Speed : 0.5 m/s
- Carrying Capacity : 408 KG
- Power Supply : Single Phase / Three Phase



# CAR WALL




## ALUMINIUM SHAFT STRUCTURE






# DOORS

## CAR & LANDING AUTOMATIC DOORS



Big Vision Center Opening



Big Vision Telescopic




Hairline SS Center Opening



Vision Panel Center Opening

## MANUAL SWING DOOR



Big Vision Aluminium Swing Door



Big Vision MS Swing Door



Vision Panel MS Swing Door



Blind MS Swing Door

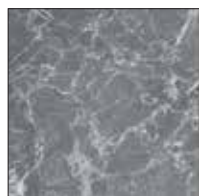


# FLOOR & LIGHTING

## PVC Floorings



AEZ200



AEZ201



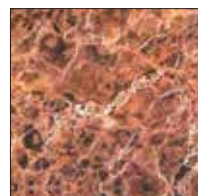
AEZ202



AEZ203



AEZ204



AEZ205



AEZ154



AEZ149




AEZ150



AEZ151




AEZ152

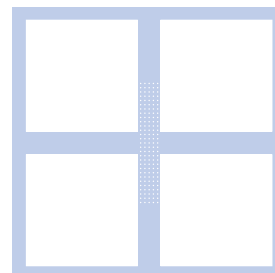


AEZ153


## Ceiling Designs




F-01




F-02




F-03



F-04



F-05



F-06

## Handrails





# PUSH BUTTON PANELS

## Car & Landing Operating Panels



BCG Collection



REVA Collection



ORCA Collection



GALAXY Collection

### E - PAD Collection



### HANDRAIL COP



# Our Customised Solutions For Your Vertical Mobility



Retro-Fit External



Ultra Modern Bungalow



High End Showrooms





Duplex / Penthouses

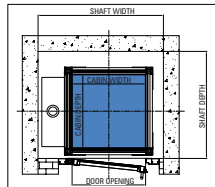


Existing Structures

## Heritage Buildings

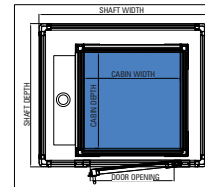


# GEM ELEVATOR - TECHNICAL SHEET



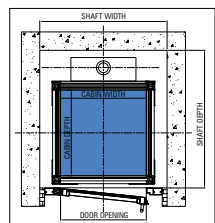
**Hydraulic Home Elevator Swing Doors with Civil Shaft**

	LR-XS	LR-S	LR-M	LR-L	LR-XL
Car Width	750	800	900	1000	1100
Car Depth	700	800	900	1000	1100
Shaft Width	1200	1250	1350	1450	1550
Shaft Depth	925	1025	1125	1225	1325
Door Opening	700	750	800	900	900
Carrying Capacity (KGs)	250	300	300	400	400



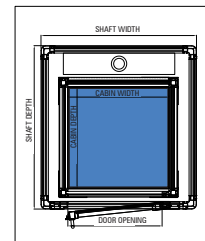
**Hydraulic Home Elevator Swing Doors with Aluminium Shaft**

	LR-XS	LR-S	LR-M	LR-L	LR-XL
Car Width	750	800	900	1000	1100
Car Depth	700	800	900	1000	1100
Shaft Width	1300	1350	1450	1550	1650
Shaft Depth	1050	1150	1250	1350	1450
Door Opening	650	700	800	900	900
Carrying Capacity (KGs)	250	300	300	400	400



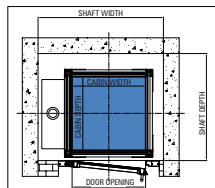
**Hydraulic Home Elevator Swing Doors with Civil Shaft**

	B-XS	B-S	B-M	B-L	B-XL
Car Width	750	800	900	1000	1100
Car Depth	700	800	900	1000	1100
Shaft Width	1000	1050	1150	1250	1350
Shaft Depth	1100	1200	1300	1400	1500
Door Opening	700	750	800	900	900
Carrying Capacity (KGs)	250	300	300	400	400



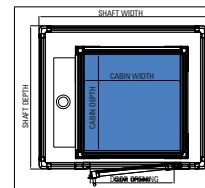
**Hydraulic Home Elevator Swing Doors with Aluminium Shaft**

	B-XS	B-S	B-M	B-L	B-XL
Car Width	750	800	900	1000	1100
Car Depth	700	800	900	1000	1100
Shaft Width	1150	1200	1300	1400	1500
Shaft Depth	1200	1300	1400	1500	1500
Door Opening	650	750	800	900	900
Carrying Capacity (KGs)	250	300	300	400	400



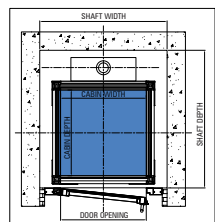
**Electric Gearless Elevator Swing Doors with Civil Shaft**

	LR-S	LR-M	LR-L	LR-XL	
Car Width	800	900	1000	1100	
Car Depth	1000	1000	1000	1100	
Shaft Width	1325	1425	1525	1625	
Shaft Depth	1250	1250	1250	1350	
Door Opening	700	750	900	900	
Carrying Capacity (KGs)	250	300	350	350	



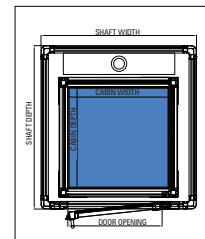
**Electric Gearless Elevator Swing Doors with Aluminium Shaft**

	LR-S	LR-M	LR-L	LR-XL	
Car Width	800	900	1000	1100	
Car Depth	1000	1000	1000	1100	
Shaft Width	1425	1525	1625	1725	
Shaft Depth	1350	1350	1350	1450	
Door Opening	700	750	900	900	
Carrying Capacity (KGs)	250	300	350	350	



**Electric Gearless Elevator Swing Doors with Civil Shaft**

	B-S	B-M	B-L	B-XL	
Car Width	800	900	1000	1100	
Car Depth	1000	1000	1000	1100	
Shaft Width	1325	1425	1525	1625	
Shaft Depth	1250	1250	1250	1350	
Door Opening	700	750	900	900	
Carrying Capacity (KGs)	250	300	350	350	



**Electric Gearless Elevator Swing Doors with Aluminium Shaft**

	B-S	B-M	B-L	B-XL	
Car Width	800	900	1000	1100	
Car Depth	1000	1000	1000	1100	
Shaft Width	1425	1525	1625	1725	
Shaft Depth	1350	1350	1350	1450	
Door Opening	700	750	900	900	
Carrying Capacity (KGs)	250	300	350	350	



# We Exceeded Their Expectations

Tata Realty and Infrastructure Ltd.      Sharman Jain Sweets, Ludhiana  
Macrotech Developers Ltd.      Axis Bank Ltd.      Naval Dockyard, Mumbai  
Mahindra Lifespace Developers Ltd.      Hotel Majestic, Mohali  
Avighna Developers Pvt. Ltd.      Suvidha Group      Welspun Group  
Supreme Universal      Camlin Group      Avas Properties Pvt. Ltd., Alibaug  
Paradigm Realty      25 South, Mumbai      India Bulls Skyforest, Mumbai  
K Raheja Corp      Suhana Masala      Gowri Signature, Hyderabad  
Dadu's Sweet Shop, Hyderabad      ABIL      Lodha Belmondo, Pune  
Essgee Option One      Omax Royal, Ludhiana      SRL Diagnostics  
Vascon Engineers Ltd      Carter's Blue, Colaba      Karachi Bakery, Hyderabad  
Lodha Trump Tower, Mumbai      Almond House Sweets, Hyderabad  
Blue Star India Ltd.      G Corp Homes, Bangalore



**GEM ELEVATOR**

*designed for a privileged lifestyle*

Marketed in Andhra Pradesh & Telangana by:

**CELCIUS SYSTEMS**

Flat No. 102, Mahalaxmi Enclave, Plot No. 78/79, Syndicate Bank

Colony, West Marredpally, Secunderabad-26.

Phone +91 9848448811 | 9848929560 | 9848127154 | 04040131475

Email: [celciussystems@gmail.com](mailto:celciussystems@gmail.com) | Website : [www.celciussystems.com](http://www.celciussystems.com)

Certified by



**GEM ELEVATOR**

DESIGNED FOR  
A PRIVILEGED  
LIFESTYLE

HOME LIFTS

